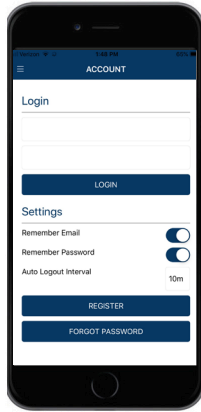


Create an Account

On the home screen select **Login**. Then select **Register** and enter your information. A **confirmation email** will be sent to the email address you listed. You must confirm this email for your account to be activated.



Allow at least one hour after your account is set up for prescription information to load to your phone.

Your account allows you to:

- gain access to your active prescription profile
- view your refill history
- refill prescriptions from your personalized, active prescription list
- check on the status of your prescription (e.g. if it's ready for pick up)
- see the last fill date of your prescription
- view number of remaining refills

As always, you can also call in your prescription refills or use our automated prescription line.

Community Pharmacy (608) 524-6177

Viking Pharmacy (608) 524-6868



Community & Viking Pharmacies

RAMC Community Pharmacy
1900 North Dewey Avenue
Reedsburg
(608) 524-6177

RAMC Viking Pharmacy
150 Viking Drive
Reedsburg
(608) 524-6868

www.ramchealth.com

mobileRX brochure VW 6-4-2020

RAMC mobileRx®



Getting your prescriptions is
easier than ever!

Refill your prescriptions using mobileRx.



Reedsburg
AREA MEDICAL CENTER

Community & Viking Pharmacies

RAMC mobileRx®

With the mobileRx® pharmacy app, you can refill prescriptions on your mobile device. Use the option that works best for you:

1. Create an account and use your personalized prescription profile [or](#)
2. Enter the prescription number [or](#)
3. Scan the barcode on the prescription label.

Follow these simple steps to get started.

Get the App

To get started, search for mobileRx pharmacy in your app store. You can also use your smartphone camera and a QR-code reader/scanner application. After you've located the app, follow the next steps to set up your account and request refills.



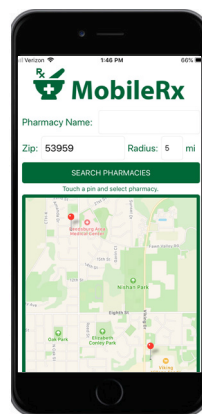
APPLE



ANDROID

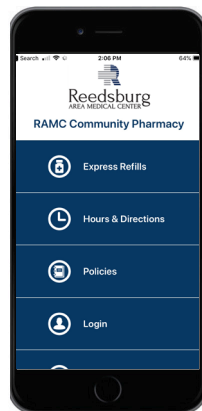
Find Pharmacy

To use mobileRx, you must first find your pharmacy. From the **Search Pharmacy** screen, type in the Reedsburg zip code (53959). Click the pin of the pharmacy location you want. Select the name of the pharmacy.



Home Screen

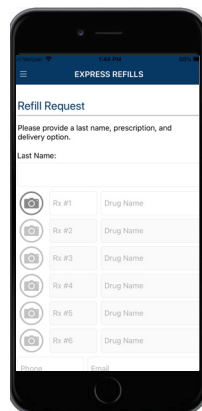
The home screen displays several options, including **Express Refills**. You can enter the prescription number or tap the camera icon to scan the barcode on your current prescription label.



Express Refills

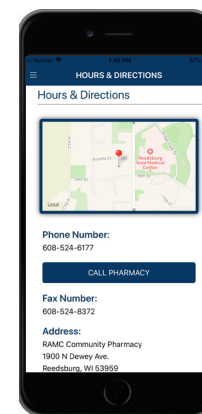
Enter up to six (6) prescriptions for refill at a time by typing their Rx numbers or scanning the labels. To request more than six (6) refills, just repeat the process. Choose a delivery option, and then tap **Refill**.

*Refer to policies for more information on delivery options.



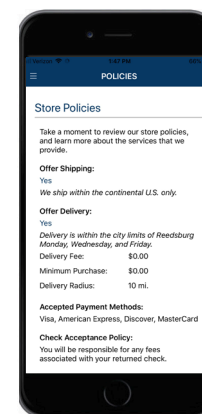
Hours & Directions

View information including a map of the store's location, address, contact numbers and pharmacy hours. Select **Launch Directions** to open directions to your pharmacy.



Policies*

From here, review helpful store policies and learn more about the services provided.



If you have any questions or issues please contact your pharmacy:

Community Pharmacy (608) 524-6177

Viking Pharmacy (608) 524-6868